



Yocom-McColl Testing Laboratories, Inc.

540 West Elk Place • Denver, Colorado 80216-1823 USA

PHONE (303) 294-0582 • FAX (303) 295-6944

EMAIL: ymccoll@ymccoll.com

Sirolan Laserscan Micron Test Report

Crane Creek Ranch Alpacas/Brian Cunningham
1100 State Hwy A
Crane MO 65633 USA

04/29/15

Test No: 499412

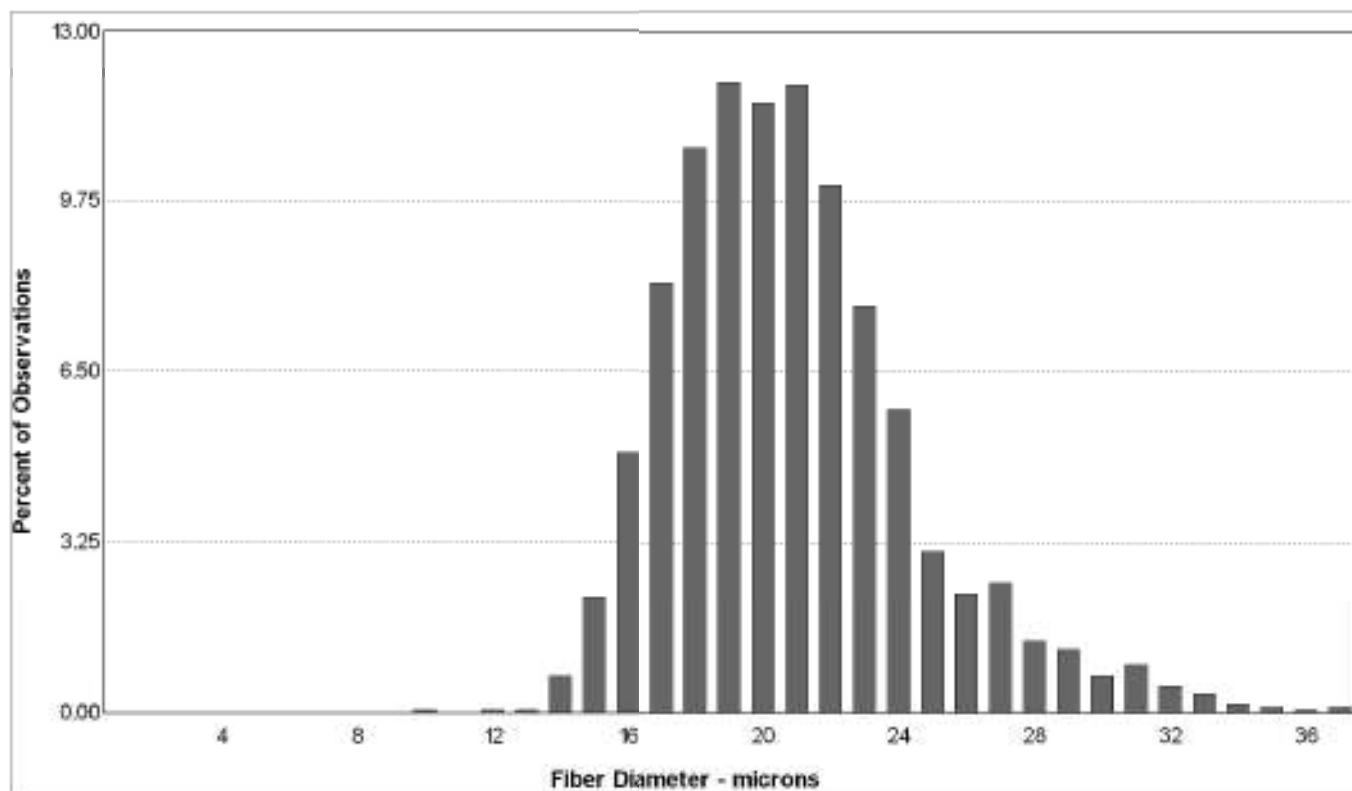
Animal and Sample Description

Animal Name: Crane Creek's Nikita
Breed: Alpaca(Huacaya)
Sex: Female
Color: Dark Fawn

Animal ID: Pending
Sample Location: Side
Sample Date: 04/18/15
Age: 10/15/14

Laboratory Data

Mean Fiber Diameter: 21.0 microns
Standard Deviation: 4.0 microns
Coefficient of Variation: 18.9 %
Fibers Greater Than 30 microns: 2.8 %



This Test Performed According to I.W.T.O Method 12



Yocom-McColl Testing Laboratories, Inc.

540 West Elk Place • Denver, Colorado 80216-1823 USA

PHONE (303) 294-0582 • FAX (303) 295-6944

EMAIL: ymccoll@ymccoll.com

Sirolan Laserscan Micron Test Report

Crane Creek Ranch Alpacas/Brian Cunningham
1100 State Hwy A
Crane MO 65633 USA

04/29/15

Test No: 499413

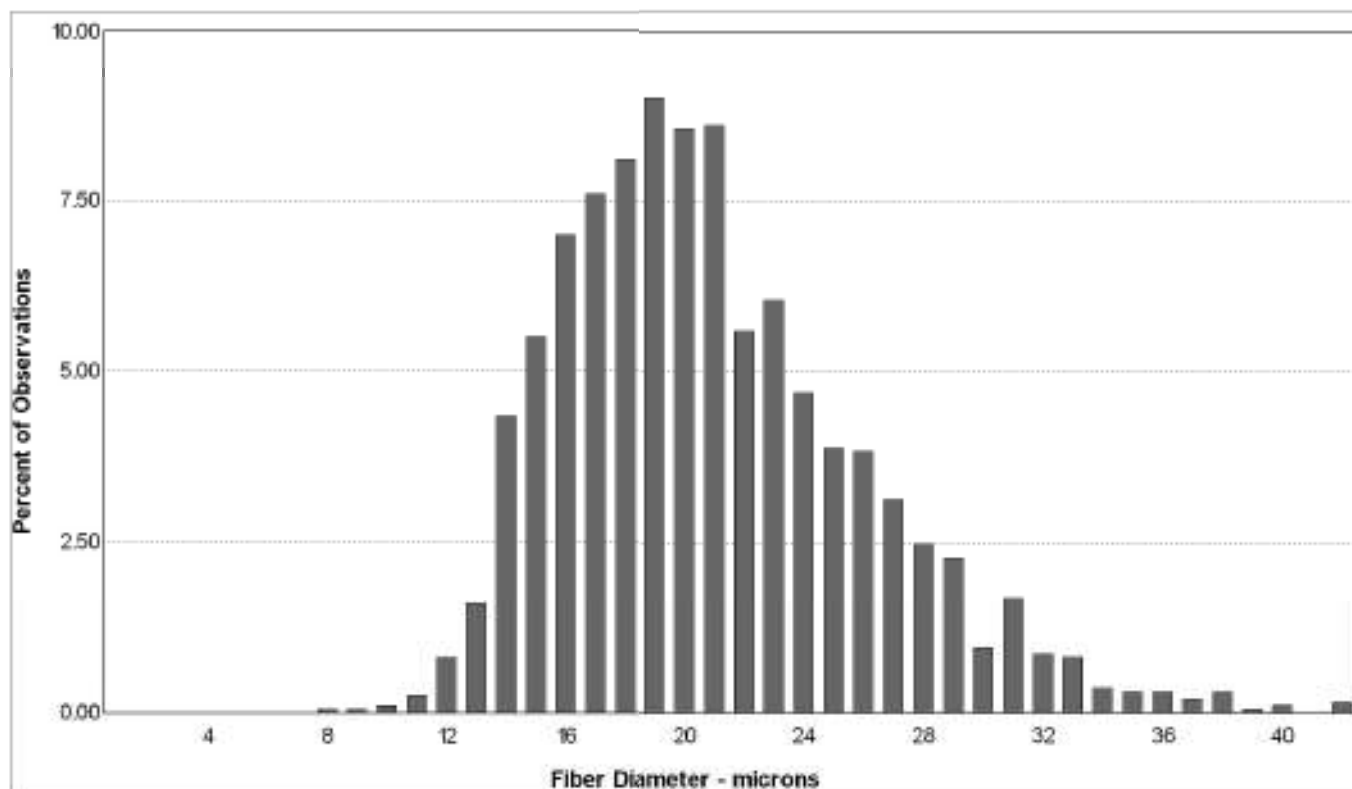
Animal and Sample Description

Animal Name: Crane Creek's Rose Darling
Breed: Alpaca(Huacaya)
Sex: Female
Color: Rose Gray

Animal ID: Pending
Sample Location: Side
Sample Date: 04/18/15
Age: 05/12/14

Laboratory Data

Mean Fiber Diameter: 21.0 microns
Standard Deviation: 5.4 microns
Coefficient of Variation: 25.5 %
Fibers Greater Than 30 microns: 5.5 %



This Test Performed According to I.W.T.O Method 12



Yocom-McColl Testing Laboratories, Inc.

540 West Elk Place • Denver, Colorado 80216-1823 USA

PHONE (303) 294-0582 • FAX (303) 295-6944

EMAIL: ymccoll@ymccoll.com

Sirolan Laserscan Micron Test Report

Crane Creek Ranch Alpacas/Brian Cunningham
1100 State Hwy A
Crane MO 65633 USA

04/29/15

Test No: 499414

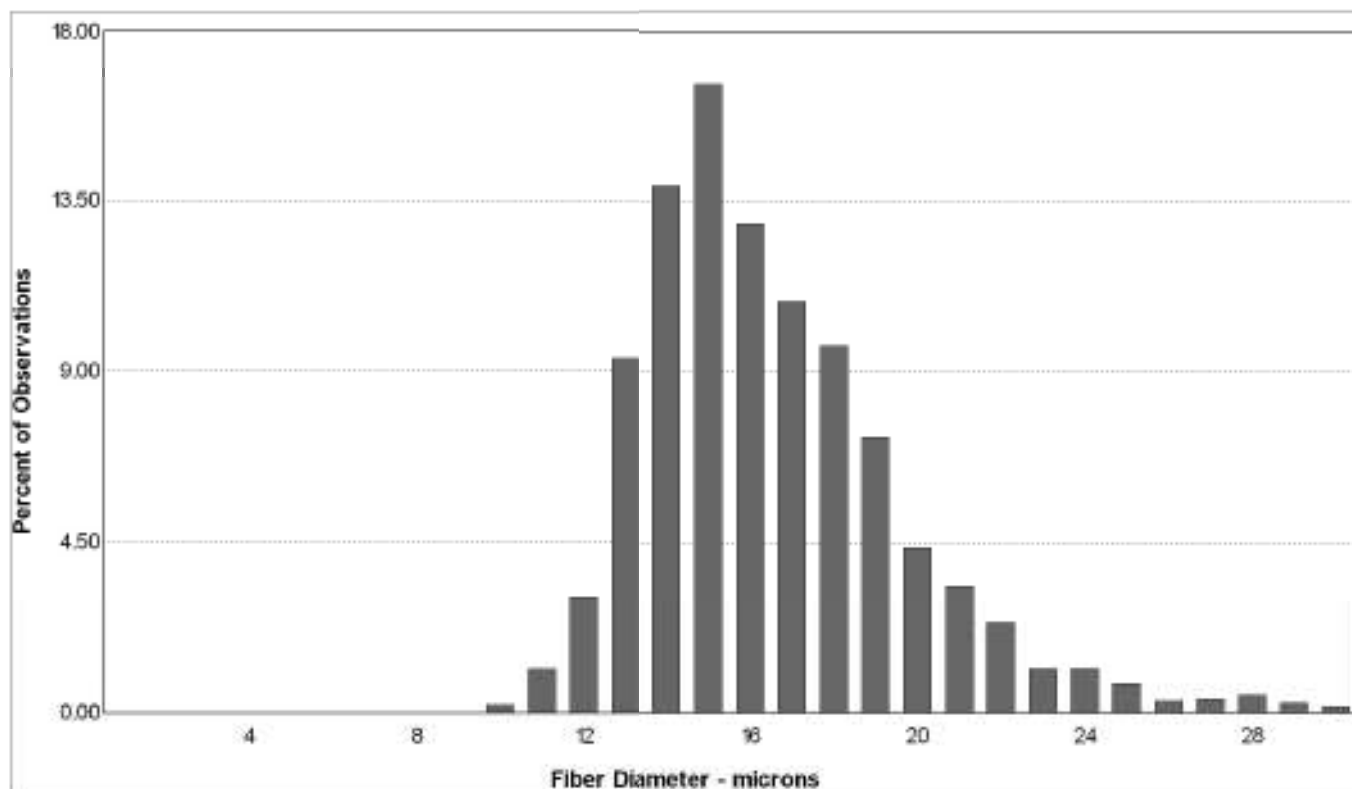
Animal and Sample Description

Animal Name: Crane Creek's Gold Dust Woman
Breed: Alpaca(Huacaya)
Sex: Female
Color: Beige/White

Animal ID: Pending
Sample Location: Side
Sample Date: 04/18/15
Age: 05/16/14

Laboratory Data

Mean Fiber Diameter: 16.6 microns
Standard Deviation: 3.4 microns
Coefficient of Variation: 20.8 %
Fibers Greater Than 30 microns: 0.4 %



This Test Performed According to I.W.T.O Method 12